

ASX Listed Bond and Hybrid Rate Sheet




Date 16-Apr-19
Prices are indicative only

Name	Form	Issue Size \$m	Issue Date	Issue Margin	First Call Date	Maturity Date	Franking Level	Type	Optional Deferral (1)	Mandatory Deferral (2)	Dividend Stopper	Coupon Frequency p.a.	Pricing					Distribution Information									
													Last Price	Current Dividend Rate	FRANKED		UNFRANKED			Status	Ex-Div. Date (Est.)	Next Payment Date (Est.)	Next Payment Amount	Daily Interest Amount	Accrued Interest Amount		
															Trading Margin (3)	Yield to call date	Yield to Maturity (4)	Trading Margin (3)	Yield to call date							Yield to Maturity (4)	
Fixed Rate Bonds																											
PPCHA	Peet Bonds	Bond	\$100m	07-Jun-16	-	07-Jun-21	07-Jun-21	0%	Snr Unsecured	No	No	No	2	\$103.70	7.50%	-	-	-	5.35%	6.87%	6.87%	Cum	05-Jun-19	17-Jun-19	\$3.7397	\$0.0205	\$2.6918
Corporate: Floating Rate Notes																											
AGLHA	AGL Notes	Equity Credit - 50%	\$650m	04-Apr-12	3.80%	08-Jun-19	08-Jun-39	0%	Sub Unsecured	No	Yes	No	4	\$100.75	5.66%	-	-	-	2.99%	4.69%	6.15%	Cum	03-Jun-19	11-Jun-19	\$1.4732	\$0.0155	\$0.7288
AYUHB	Australian Unity Bonds	Bond	\$250m	15-Dec-15	2.80%	15-Dec-20	15-Dec-20	0%	Snr Unsecured	No	No	No	4	\$102.50	4.49%	-	-	-	1.17%	2.66%	2.66%	Cum	04-Jul-19	15-Jul-19	\$1.1206	\$0.0123	\$0.1478
CWNHB	Crown Notes 2	Equity Credit - 50%	\$630m	23-Apr-15	4.00%	23-Jul-21	23-Apr-75	0%	Sub Unsecured	Yes	Yes	Yes	4	\$100.90	5.84%	-	-	-	3.83%	5.36%	3.36%	Cum	07-Jun-19	17-Jun-19	\$1.5050	\$0.0160	\$0.6564
IMFHA	Bentham IMF Bonds	Snr Bond	\$76m	24-Apr-14	4.20%	30-Jun-19	30-Jun-19	0%	Snr Unsecured	No	No	No	4	\$101.35	5.92%	-	-	-	-1.14%	0.55%	0.55%	Cum	28-Jun-19	30-Jun-19	\$1.3470	\$0.0162	\$0.2921
MXUPA	Multiplex SITES	Perpetual Preferred	\$450m	19-Jan-05	3.90%	-	-	0%	Perpetual	Yes	No	Yes	4	\$94.80	5.59%	-	-	-	4.18%	-	6.69%	Cum	26-Jun-19	15-Jul-19	\$1.3949	\$0.0153	\$0.3066
PPCHB	Peet Bonds II	Bond	\$50m	05-Jul-17	4.65%	05-Oct-22	05-Oct-22	0%	Snr Unsecured	No	No	No	4	\$101.50	6.38%	-	-	-	4.24%	5.86%	5.86%	Cum	27-Jun-19	05-Jul-19	\$1.5906	\$0.0175	\$0.3321
QUBHA	Qube Subordinated Notes	Bond	\$305m	05-Oct-16	3.90%	05-Oct-23	05-Oct-23	0%	Sub Unsecured	No	No	No	4	\$108.00	5.63%	-	-	-	1.99%	3.74%	3.74%	Cum	27-Jun-19	05-Jul-19	\$1.4036	\$0.0154	\$0.2931
RHCPA	Ramsay Health CARES	Perpetual Preferred	\$260m	24-May-05	4.85%	-	-	100%	Perpetual	Yes	No	Yes	2	\$104.50	6.94%	4.35%	-	-	2.29%	-	4.81%	Ex	03-Apr-19	23-Apr-19	\$2.4357	\$0.0133	\$0.1730 est.
SVWPA	Seven Network TELYS 4	Perpetual Preferred	\$496m	01-Jun-05	4.75%	-	-	100%	Perpetual	Yes	No	Yes	2	\$103.50	6.88%	4.47%	-	6.99%	2.40%	-	4.92%	Cum	13-May-19	31-May-19	\$2.4014	\$0.0132	\$2.0452
TTSHA	Tatts Bond	Bond	\$195m	29-Jun-12	3.10%	05-Jul-19	05-Jul-19	0%	Snr Unsecured	No	No	No	4	\$100.75	5.66%	-	-	-	1.30%	2.99%	2.99%	Cum	27-Jun-19	05-Jul-19	\$1.4107	\$0.0155	\$0.2945
Financial: Floating Rate Tier 1																											
AMPPA	AMP Capital Notes	Basel 3 / 8NC6	\$268m	30-Nov-15	5.10%	22-Dec-21	22-Dec-23	85%	CPS	Yes	Yes	Yes	4	\$104.30	6.91%	3.58%	5.05%	5.88%	1.80%	3.33%	4.10%	Cum	13-Jun-19	24-Jun-19	\$1.3044	\$0.0139	\$0.4996
ANZPD	ANZ Capital Notes	Basel 3 / 10NC8	\$1,120m	07-Aug-13	3.40%	01-Sep-21	01-Sep-23	100%	CPS	Yes	Yes	Yes	2	\$101.40	5.39%	3.07%	4.54%	4.91%	1.55%	3.08%	3.39%	Cum	22-Aug-19	02-Sep-19	\$1.9130	\$0.0103	\$0.5894
ANZPE	ANZ Capital Notes II	Basel 3 / 10NC8	\$1,610m	31-Mar-14	3.25%	24-Mar-22	24-Mar-24	100%	CPS	Yes	Yes	Yes	2	\$101.25	5.12%	2.95%	4.42%	4.79%	1.46%	3.00%	3.30%	Cum	13-Sep-19	24-Sep-19	\$1.7968	\$0.0098	\$0.3240
ANZPF	ANZ Capital Notes III	Basel 3 / 10NC8	\$970m	05-Mar-15	3.60%	24-Mar-23	24-Mar-25	100%	CPS	Yes	Yes	Yes	2	\$101.13	5.47%	3.38%	5.05%	5.28%	1.77%	3.48%	3.66%	Cum	13-Sep-19	24-Sep-19	\$1.9197	\$0.0105	\$0.3462
ANZPG	ANZ Capital Notes IV	Basel 3 / 9.5NC7.5	\$1,622m	28-Sep-16	4.70%	20-Mar-24	20-Mar-26	100%	CPS	Yes	Yes	No	4	\$104.80	6.52%	3.69%	5.43%	5.83%	1.77%	3.55%	3.91%	Cum	11-Jun-19	20-Jun-19	\$1.1504	\$0.0125	\$0.4501
ANZPH	ANZ Capital Notes V	Basel 3 / 9.5NC7.5	\$931m	28-Sep-17	3.80%	20-Mar-25	20-Mar-27	100%	CPS	Yes	Yes	Yes	4	\$101.05	5.62%	3.63%	5.50%	5.67%	1.96%	3.82%	3.95%	Cum	11-Jun-19	20-Jun-19	\$0.9916	\$0.0108	\$0.3880
BENPE	Bendigo CPS2	Basel 3 / 8NC6	\$292m	10-Oct-14	3.20%	30-Nov-20	30-Nov-22	100%	CPS	Yes	Yes	Yes	2	\$103.00	5.33%	2.18%	3.73%	4.37%	0.80%	2.34%	2.94%	Cum	17-May-19	30-May-19	\$1.8502	\$0.0102	\$1.5128
BENPF	Bendigo CPS3	Basel 3 / 8NC6	\$282m	15-Jun-15	4.00%	15-Jun-21	15-Jun-23	100%	CPS	Yes	Yes	Yes	2	\$103.50	6.19%	3.00%	4.52%	5.16%	1.38%	2.90%	3.48%	Cum	03-Jun-19	17-Jun-19	\$2.1591	\$0.0119	\$1.5778
BENPG	Bendigo CPS4	Basel 3 / 8.5NC6.5	\$322m	13-Dec-17	3.75%	13-Jun-24	15-Jun-26	100%	CPS	Yes	Yes	Yes	4	\$100.35	5.62%	3.74%	5.54%	5.69%	2.09%	3.89%	4.00%	Cum	30-May-19	13-Jun-19	\$0.9911	\$0.0108	\$0.5063
BOQPE	BOQ Capital Notes	Basel 3 / 8.6NC6.6	\$350m	28-Dec-17	3.75%	15-Aug-24	15-Aug-26	100%	CPS	Yes	Yes	Yes	4	\$100.10	5.72%	3.85%	5.67%	5.79%	2.20%	4.01%	4.09%	Cum	29-Apr-19	15-May-19	\$0.9765	\$0.0110	\$0.8338
CBAPD	CBA PERLS VII	Basel 3 / 10NC8	\$3,000m	01-Oct-14	2.80%	15-Dec-22	15-Dec-24	100%	CPS	Yes	Yes	Yes	4	\$98.20	4.64%	3.42%	5.08%	5.06%	2.08%	3.74%	3.66%	Cum	05-Jun-19	17-Jun-19	\$0.8372	\$0.0089	\$0.3652
CBAPF	CBA PERLS VIII	Basel 3 / 7NC5	\$1,450m	30-Mar-16	5.20%	15-Oct-21	15-Oct-23	100%	CPS	Yes	Yes	Yes	4	\$106.00	7.04%	2.76%	4.29%	5.50%	0.82%	2.35%	3.50%	Cum	05-Jun-19	17-Jun-19	\$1.2698	\$0.0135	\$0.5539
CBAPG	CBA PERLS IX	Basel 3 / 7NC5	\$1,640m	31-Mar-17	3.90%	31-Mar-22	31-Mar-24	100%	CPS	Yes	Yes	Yes	4	\$102.51	5.74%	3.11%	4.65%	5.17%	1.50%	3.04%	3.50%	Cum	05-Jun-19	17-Jun-19	\$1.0355	\$0.0110	\$0.4516
CBAPX	CBA PERLS X	Basel 3 / 9NC7	\$1,365m	06-Apr-18	3.40%	15-Apr-25	15-Apr-27	100%	CPS	Yes	Yes	Yes	4	\$98.74	5.24%	3.69%	5.56%	5.64%	2.11%	3.99%	4.02%	Cum	05-Jun-19	17-Jun-19	\$0.9453	\$0.0101	\$0.4123
CBAPH	CBA PERLS XI	Basel 3 / 7NC5	\$1,590m	17-Dec-18	3.70%	26-Apr-24	26-Apr-26	100%	CPS	Yes	Yes	Yes	4	\$100.45	5.54%	3.65%	5.45%	5.60%	2.02%	3.82%	3.93%	Cum	05-Jun-19	17-Jun-19	\$0.9994	\$0.0106	\$0.4359
CGFPA	Challenger Capital Notes	Basel 3 / 8NC6	\$345m	09-Oct-14	3.40%	25-May-20	25-May-22	100%	CPS	Yes	Yes	Yes	4	\$101.50	5.29%	2.47%	4.03%	4.61%	1.02%	2.58%	3.15%	Cum	16-May-19	27-May-19	\$0.9234	\$0.0101	\$0.6190
CGFPB	Challenger Capital Notes II	Basel 3 / 8NC6	\$460m	07-Apr-17	4.40%	22-May-23	22-May-25	100%	CPS	Yes	Yes	Yes	4	\$104.20	6.29%	3.42%	5.14%	5.57%	1.64%	3.36%	3.74%	Cum	13-May-19	22-May-19	\$1.0744	\$0.0121	\$0.7485
IAGPD	IAG Capital Notes	Basel 3 / 8NC6	\$404m	22-Dec-16	4.70%	15-Jun-23	16-Jun-25	100%	CPS	Yes	Yes	Yes	4	\$105.70	6.54%	3.28%	5.00%	5.55%	1.42%	3.14%	3.65%	Cum	05-Jun-19	17-Jun-19	\$1.1797	\$0.0125	\$0.5145
IANG	IAG RES	Step-up Pref	\$550m	11-Jan-05	4.00%	16-Dec-19	16-Dec-19	100%	CPS	No	No	No	4	\$101.64	5.84%	2.02%	3.73%	3.73%	0.38%	2.08%	2.08%	Cum	05-Jun-19	17-Jun-19	\$1.0535	\$0.0112	\$0.4595
MBLHB	Macquarie Income Securities	Perpetual Preferred	\$400m	19-Nov-99	1.70%	-	-	0%	Perpetual	Yes	Yes	Yes	4	\$89.00	3.39%	-	-	-	2.32%	-	4.82%	Cum	28-Jun-19	15-Jul-19	\$0.8464	\$0.0093	\$0.1674
MBLPA	Macquarie Bank Capital Notes	Basel 3 / 8NC5	\$430m	08-Oct-14	3.30%	24-Mar-20	24-Mar-23	45%	CPS	Yes	Yes	Yes	2	\$101.70	5.17%	1.77%	3.36%	4.60%	1.00%	2.60%	3.81%	Cum	13-Sep-19	24-Sep-19	\$2.1729	\$0.0119	\$0.3918
MQGPB	Macquarie Group CN 2	Basel 3 / 8NC5	\$531m	18-Dec-15	5.15%	17-Mar-21	18-Mar-24	45%	CPS	Yes	Yes	Yes	2	\$106.05	7.06%	2.09%	3.67%	5.62%	1.11%	2.64%	4.55%	Cum	06-Sep-19	17-Sep-19	\$2.9691	\$0.0162	\$0.6490
MQGPC	Macquarie Group CN 3	Basel 3 / 9.5NC6.5	\$1,000m	07-Jun-18	4.00%	16-Dec-24	15-Dec-27	45%	CPS	Yes	Yes	Yes	4	\$103.40	5.84%	3.37%	5.22%	5.59%	2.45%	4.30%	4.65%	Cum	05-Jun-19	17-Jun-19	\$1.2196	\$0.0134	\$0.5361
MQGPD	Macquarie Group CN 4	Basel 3 / 10.5NC7.5	\$905m	27-Mar-19	4.15%	10-Sep-26	10-Sep-29	45%	CPS	Yes	Yes	Yes	4	\$102.53	5.95%	3.75%	5.73%	5.99%	2.78%	4.76%	5.00%	Cum	30-May-19	11-Jun-19	\$1.0386	\$0.0137	\$0.2733
NABHA	National Income Securities	Perpetual Preferred	\$2,000m	29-Jun-99	1.25%	-	-	0%	Perpetual	Yes	Yes	Yes	4	\$88.50	3.22%	-	-	-	1.97%	-	4.41%	Cum	30-Apr-19	15-May-19	\$0.7854	\$0.0088	\$0.6618
NABPB	NAB CPS II	Basel 3 / 9NC7	\$1,717m	17-Dec-13	3.25%	17-Dec-20	19-Dec-22	100%	CPS	Yes	Yes	Yes	4	\$101.05	5.09%	2.80%	4.29%	4.67%	1.36%	2.90%	3.22%	Cum	29-May-19	17-Jun-19	\$0.8874	\$0.0098	\$0.4583
NABPC	NAB Capital Notes	Basel 3 / 7NC5	\$1,343m	23-Mar-15	3.50%	23-Mar-20	23-Mar-22	100%	CPS	Yes	Yes	Yes	4	\$101.40	5.31%	2.20%	3.79%	4.61%	0.72%	2.32%	3.12%	Cum	13-Jun-19	24-Jun-19	\$0.9267	\$0.0102	\$0.3361
NABPD	NAB Capital Notes 2	Basel 3 / 8NC6	\$1,499m	07-Jul-16	4.95%	07-Jul-22	08-Jul-24	100%	CPS	Yes	Yes	Yes	4	\$104.78	6.67%	3.38%	4.94%	5.70%	1.47%	3.05%	3.74%	Cum	27-Jun-19	08-Jul-19	\$1.1646	\$0.0128	\$0.2432
NABPF	NAB Capital Notes 3	Basel 3 / 9.25NC7.25	\$1,874m	20-Mar-19	4.00%	17-Jun-26	19-Jun-28	100%	CPS	Yes	Yes	Yes	4	\$101.50	5.82%	3.77%	5.74%	5.89%	2.01%	3.98%	4.10%	Cum	05-Jun-19	17-Jun-19	\$0.9934	\$0.0112	\$0.3014
SUNPE	Suncorp CPS3	Basel 3 / 8NC6	\$400m	08-May-14	3.40%	17-Jun-20	17-Jun-22	100%	CPS	Yes	Yes	Yes	4	\$101.66	5.24%	2.17%	3.73%	4.49%	0.75%	2.31%	3.04%	Cum	30-May-19	17-Jun-19	\$0.9136	\$0.0100	\$0.4618
SUNPF	Suncorp Capital Notes	Basel 3 / 7NC5	\$375m	05-May-17	4.10%	17-Jun-22	17-Jun-24	100%	CPS	Yes	Yes																

ASX Listed Bond and Hybrid Rate Sheet

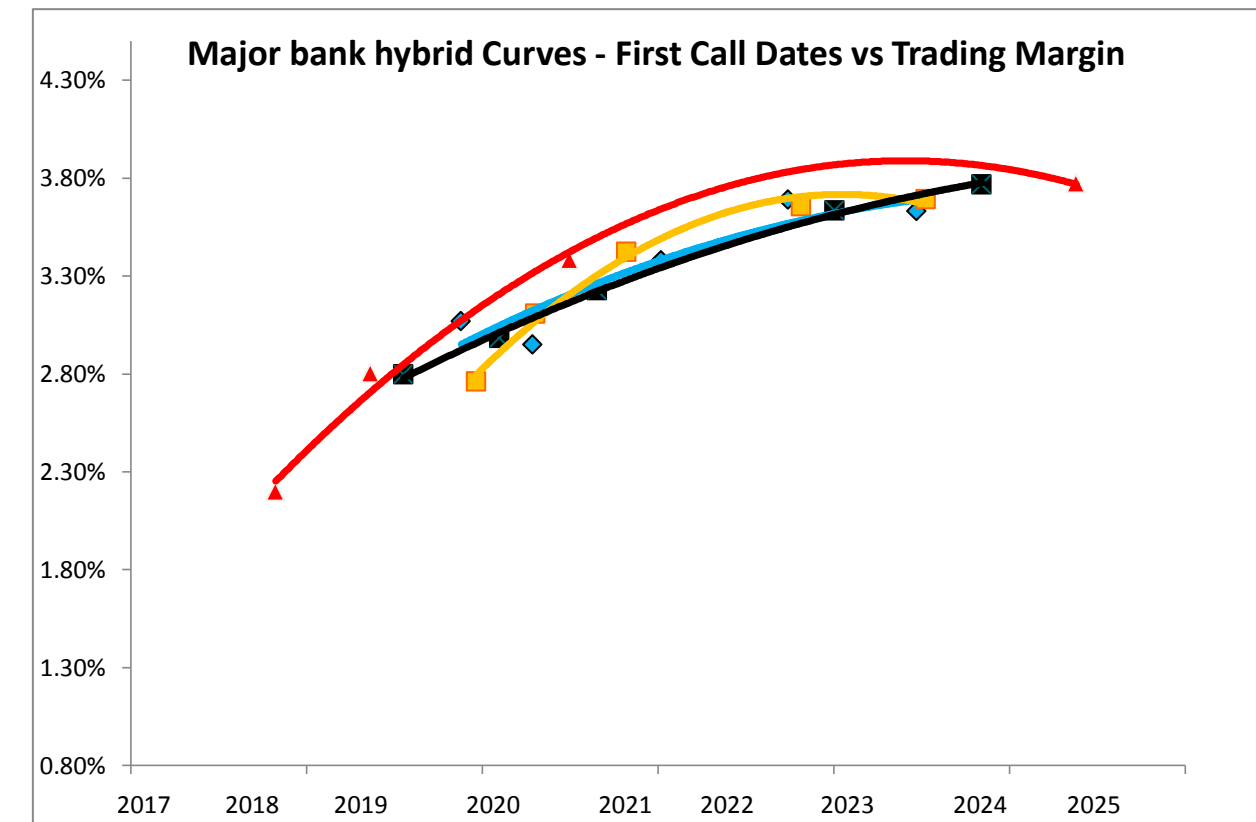
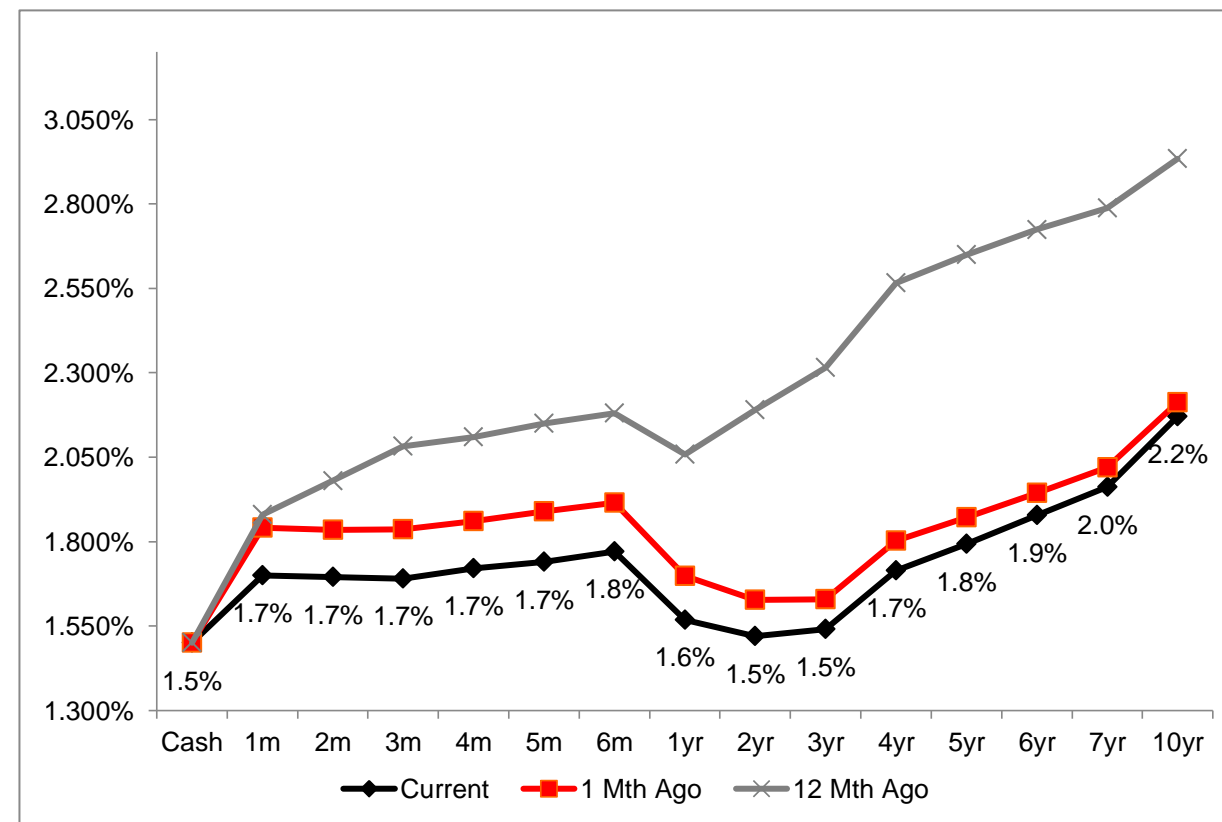


Bank Bill Swap Rates		
Term	Yield	7 Day Change
Cash	1.500%	-
1 mths	1.700%	0.00
2 mths	1.695%	-0.00
3 mths	1.690%	-0.01
4 mths	1.720%	-
5 mths	1.740%	-
6 mths	1.770%	-
1 yrs	1.569%	-0.02
2 yrs	1.520%	-0.02
3 yrs	1.540%	-0.02
4 yrs	1.715%	-0.02
5 yrs	1.793%	-0.01
6 yrs	1.878%	-0.01
7 yrs	1.962%	-0.01
10 yrs	2.170%	-0.01
12 yrs	2.280%	-0.01
15 yrs	2.395%	-0.01
20 yrs	2.492%	-0.01
30 yrs	2.513%	-0.01



Term	Current	1 Mth Ago	12 Mth Ago
Cash	1.500%	1.500%	1.500%
1 mths	1.700%	1.841%	1.880%
2 mths	1.695%	1.835%	1.980%
3 mths	1.690%	1.837%	2.083%
4 mths	1.720%	1.860%	2.110%
5 mths	1.740%	1.890%	2.150%
6 mths	1.770%	1.915%	2.180%
1 yrs	1.569%	1.699%	2.058%
2 yrs	1.520%	1.628%	2.190%
3 yrs	1.540%	1.629%	2.315%
4 yrs	1.715%	1.803%	2.566%
5 yrs	1.793%	1.871%	2.650%
6 yrs	1.878%	1.944%	2.724%
7 yrs	1.962%	2.020%	2.787%
10 yrs	2.170%	2.213%	2.934%
12 yrs	2.280%	2.320%	3.015%
15 yrs	2.395%	2.430%	3.105%
20 yrs	2.492%	2.521%	3.159%
30 yrs	2.513%	2.530%	3.149%

Some data is sourced from ASX and Bloomberg.



IMPORTANT NOTICES
 Any advice contained in this document has been prepared without taking into account your objectives, financial situation or needs. Before acting on any advice in this document, National Australia Bank Limited recommends that you consider whether it is appropriate for your circumstances. If you are classified as a "Retail Client" under the Corporations Act and the advice contained in this document relates to "Financial Products" which NAB has approved for sale to Retail Clients, NAB recommends you consider the Product Disclosure Statement or other disclosure document, available from NAB for Retail Clients, before making any decisions regarding any product. National Australia Bank Limited ABN 12 004 044 937 is the product issuer, unless otherwise specified.

DISCLAIMER
 National Australia Bank Limited (ABN 12 004 044 937), its related bodies and any officer, employee, agent, adviser or contractor thereof ("NAB") do not warrant or represent that the information, recommendations, opinions or conclusions contained in this document ("Information") is accurate, reliable, complete or current. The Information has been prepared for dissemination to professional investors for information purposes only and any statements as to past performance do not represent future performance. The Information does not purport to contain all matters relevant to any particular investment or financial instrument and all statements as to future matters are not guaranteed to be accurate. In all cases, anyone proposing to rely on or use the Information should independently verify and check the accuracy, completeness, reliability and suitability of the Information and should obtain independent and specific advice from appropriate professionals or experts. The Information is not intended as an offer or solicitation for the purchase or sale of any financial instrument. To the extent permissible by law, NAB shall not be liable for any errors, omissions, defects or misrepresentations in the Information or for any loss or damage suffered by persons who use or rely on such Information (including by reasons of negligence, negligent misstatement or otherwise). If any law prohibits the exclusion of such liability, NAB limits its liability to the re-supply of the Information, provided that such limitation is permitted by law and is fair and reasonable. NAB, its affiliates and employees may hold a position or act as a price maker in the financial instruments of any issuer discussed within this document or act as an underwriter, placement agent, adviser or lender to such issuer. The Information is governed by, and is to be construed in accordance with, the laws in force in the State of Victoria, Australia, and any dispute or claim arising from, or in connection with, the Information is subject to the non-exclusive jurisdiction of the courts of that State. Please be aware that any telephone calls to NAB may be recorded. If you would like more details regarding the privacy of your information at nab, please visit the nab website.